

How to change your password?

Together to learn, play, create!



- 1. Login.*
- 2. Click on "My profile".*
- 3. Change your password.*

1. Login.

Click on the link below:

<https://bb.ca/en/opening-an-account/>



- Use your professional “**Email address**”
- Click on “**Login**”.

Home / Opening an account

Do you want to [CREATE](#) a Institutions & Professionals profile or [LOG ON](#) to your Parents & Families profile?
If you want to shop in **both boutiques**, you must create **two profiles** with **two separate e-mail addresses**.

Create a profile is:

- Subscribe to our newsletters
- Easily create lists of products to keep an eye on.
- Stay up to date on new products, events and promotions.
- Post comments on products, articles and videos.

[Create my profile](#)

Already registered ?

Email address	Password
<input type="text"/>	<input type="password"/>
Forgot your password ? click here »	
Login	

For security reasons, if you had a registered profile in our previous web site, you need to create a new password. [click here »](#)

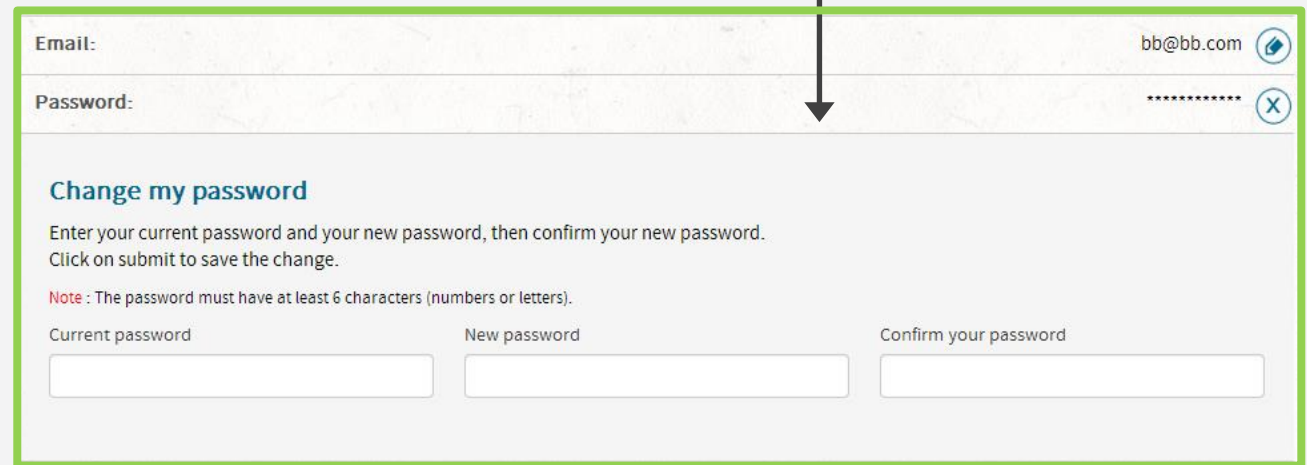
2. Click on "My profile".


- Click on "My profile".
- Pay particular attention to the **area inside the red frame**.
- Click on the pencil icon (on the same row as "Password").


The screenshot shows the 'My profile' page on the Brault & Bouthillier Education website. The top navigation bar includes 'Institutions & Professionals', 'Parents & Families', 'Hello Guillaume', 'Logout', 'My profile', 'Express order', 'Product watch', and '(4) My Cart'. The main navigation bar lists categories like 'Early Years', 'Preschool', 'School', 'School Daycare', 'Art Supplies', 'Creative Leisure', 'School Supplies', 'Furniture & Storage', 'Special Needs', 'PROMO', 'Articles', and 'Videos'. The 'My profile' section includes a sidebar with links for 'My profile and subscriptions', 'Billing address', 'Shipping address', 'Order history', and 'Product watch'. The main profile area features a silhouette placeholder for a profile picture, an 'Upload your picture' button, and a form with fields for 'Name', 'Surname', 'Email', and 'Password'. The 'Password' field is highlighted with a red border, and a pencil icon is visible to its right. A yellow box highlights the 'My profile' link in the top navigation bar.

3. *Change your password.*

- Write your “**Current password**”, choose a “**New password**” and “**Confirm your password**”.
- Click on “Enter”.



Email: 

Password: 

Change my password

Enter your current password and your new password, then confirm your new password.
Click on submit to save the change.

Note : The password must have at least 6 characters (numbers or letters).

Current password	New password	Confirm your password
<input type="password"/>	<input type="password"/>	<input type="password"/>

You have just changed your password.

Thank you!

Boutique open daily
For the schedule, visit our website
→ www.bb.ca

700, avenue Beaumont
Montreal (Quebec) H3N 1V5
514 273-9186 / 1 800 361-0378

 Metro Acadie


Brault & Bouthillier
Education